

# Olympic View Montessori Newsletter

## January 2012



### Future Events:

Friday, February 5th... In class morning field trip from Mad Science

Tuesday, February 14th.. Valentine's Exchange Party

Monday February 20th ...No School President's Day Break

Tuesday, February 21st. School in Session-Make up day 5 DAY CLASS ONLY

Tuesday, February 21st.. No School Parent Conferences, 3 DAY CLASS ONLY

Wednesday, Thursday & Friday, February 22nd, 23rd & 24th ..Early Dismissal 2:30



### January 2012

#### A note from Miss Kait

**Practical Life:** Sushi

**Sensorial:** Hexagon Box

**Math:** Multiplication

**Language:** Sounds and Letters  
l, m, n, o., (next month p, q, r, s)

**Geography:** Australia

**Science:** Solar System

#### A note from Miss Cindy

**Practical Life:** Egg Slicing

**Sensorial:** Pin wheel Box

**Math:** Division

**Language:** Sounds and Letters  
l, m, n, o., (next month p, q, r, s)

**Geography:** North America

**Science:** Solar System

**Re-enrollment forms** Save your spot for the 2012-2013 school year, return your enrollments forms with your nonrefundable reenrollment fee of \$100 by February 5th.

**Snow Days:** Due to our wonderful winter weather we have a few make ups days:

**3 day class:** Thursday, March 15th

**5 day class:** Tuesday, February 21st Friday, March 16th & Friday, May 11 Thanks!

**Valentine's Day:** We will celebrate Valentine's Day on Tuesday, Feb. 14th We will have a Valentine's art project and a Valentine's exchange. Your child may bring cards if they choose. The easiest way to exchange Valentine's is to **NOT** put the recipients' name on any cards or envelopes **Just your child's signature is all that is needed.** Leave the envelopes or Valentine's blank where the **TO;** portion is. Be sure to have enough for all children attending that day.... That is 12 for 5 day class and 20 for 3 day class. If you would like to help with the art project and the exchange let us know. Thank You!

**Art:** This month Ms. Gina gave an art lesson focusing on artist Henri Matisse. Matisse discovered he enjoyed art after his mom gave him some paints to entertain himself while recovering from an illness. Later, when he was in his eighties, he was too old to paint. He came up with a new technique of art called collage. We all tried to find the snail in his famous piece of artwork called "The Snail". Then we made our own collages. Next week we will be getting ready for Valentine's Day by decorating bags for our Valentines.

**Reenrollment forms** :To save your spot for 2012-2013 return with your nonrefundable reenrollment fee by February 5th. All new applicants will receive a registration form on February 15th and they are due March 20th.



**Out of Class:** Miss Tae had to leave for a couple weeks due to an illness in her family. She is traveling to Korea and should return February 28th. Our prayers are with her and her family. I will be gone March 6-8. During both of these times, Terri Reynolds, a long time substitute and former parent will be helping out in the 3 day classroom. If you have any questions or concerns, please let us know. Thanks, Miss Kait

**Parent Conferences:** Just a reminder the parent conferences have been rescheduled to Tuesday, February 21st, ( No school for the 3 day class and a make up day for the 5 day class). Miss Gina and Miss Diane will teach. Miss Cindy's conferences on Tuesday will be in the office, please come to the back double doors. There is early dismissal Tues-Fri, February 22nd-24th at 2:30 for conferences. Thanks Miss Kait

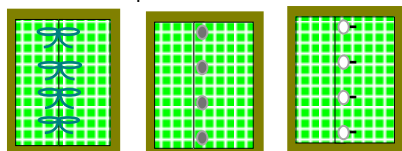
**The Planet Song:** (to the tune of "Doe and Deer")

- Mercury the closest one
- Venus cloudy overall
- Earth the place we call our home
- Mars the reddest of them all
- Jupiter a ball of gas
- Saturn well known for it's rings
- Uranus is third from the last
- And that leaves Neptune and Pluto.

# Mrs. Graham's and Miss Shannon's Class

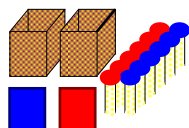
## Practical Life

During the course of this school year, we have been using dressing frames in Practical Life. Each month a new frame is introduced. As illustrated, these are wooden frames of fabric demonstrating different clothing notions. They allow the children to practice using buttons, snaps, zippers, buckles, lacing and tying. The newest frame for February is the tying frame to help the children learn to tie their own shoes...very important for those entering kindergarten! Encourage your child to show you how much they have progressed with this important skill.



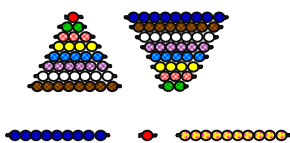
## Sensorial

It seems the sensorial material, Sound Cylinders, has been very popular this month. The sound cylinders are 2 boxes of 6 colored cylinders, graduated in sound from soft to loud. The purpose of this work is for the children to first graduate the red box of cylinders by sound. ( From soft to loud) Then match the 6 blue cylinders to the 6 red cylinders by sound. They shake each cylinder next to their ear in order to hear the sound and compare it to the others. This lesson helps to increase auditory discrimination and it also helps with identifying the literary meanings of soft and loud compared to sound.



## Math

Many of the children have been working on the double bead stair from our math shelves. This is their introduction to the use of the plus sign, and equal sign; as well as the concept of simple addition. By using pre-assigned bead bars from each stair they add the combination and then write their answer next to the problem.



## Lan- guage

Our language sounds for this month were a review of "l" as in lion, "m" as in monkey, "n" as in nut and "o" as in octopus. We will review "o" , and learn "p" as in pig, "q" as in queen, and "r" in rabbit.


The children also have been using many phonetic works in the classroom and are enjoying learning the sounds the letters make as well as the sign language symbols for each letter.



## Geography

This month we have been focusing our study on the continent of North America. The children having been learning about the three major countries that are a part of North America; Canada, Mexico and The United States. They have also had the chance to work with the map of North America, learn about the

flags of these three countries and make their own flags. As well as, use flag puzzles of North America and Central America and parts of the Caribbean. The Central American flags consist of Guatemala, Nicaragua and Honduras. The Caribbean flags consist of Haiti, The Dominican Republic and Cuba. We will continue focusing on North America next month and continue with a different continent every 2 months until the end of the year.



## Science

This month in Science we learned about the Solar system. The children loved learning about the sun and the 9 planets of the solar system. We will keeping out some of the most loved projects from this unit for next month for further exploration.



We will be studying our teeth next. We learn how to keep our teeth clean and healthy, as well as the different part of our teeth!



Until Next Month!!

Happy Valentine's Day!!!

